



# **Kristie's Homework Guide**

# Card 1 Homework

**4 1/4" x 5 1/2"**

**White Cardstock**

**4 1/8" x 5 3/8" Yellow**

**Wavy Patterned Paper**

**1 1/2" x 3"**

**Brown Cardstock**

**2 each - 3 1/2" Circle**

**White Cardstock**

**3 1/2" Circle**

**White Pearlescent Cardstock**



**Kristie's  
Homework  
Guide**

Page 1

# Card 1 Homework

**$\frac{1}{2}$ " x  $1 \frac{1}{4}$ "**

**Red Patterned Paper**

**$\frac{1}{2}$ " x  $1 \frac{1}{8}$ "**

**Pink Cardstock  
(Middle Shade)**

**Gingerbread People  
(Smallest Size)**

**Brown Patterned Paper**

**Sentiment Shadow  
Pink Cardstock  
(Middle Shade)**

**Sentiment  
Red Patterned Paper**



**Kristie's  
Homework  
Guide**

Page 2

# Card 1 Homework

**Smallest Bow (Dress and Bow Set)**  
**Pink Cardstock (Middle Shade)**

**Smallest Bow (Scarf and Hat Set)**  
**Red Patterned Paper**

**Smallest Squiggles (Scarf and Hat Set)**  
**Red Patterned Paper**

**Dress Squiggle and 2 Small Squiggles (Dress and Bow Set)**  
**Pink Cardstock (Lightest Shade)**

**2 Smallest Smiles and 6 Smallest Circles (Either Set)**  
**White Cardstock**

**2 Medium Circles (Dress and Bow Set)**  
**Pink Cardstock (Medium Shade)**



**Kristie's  
Homework  
Guide**

Page 3

# Card 2 Homework

**4 1/4" x 5 1/2"**

**Red Patterned Paper**

**3 7/8" x 5 1/8"**

**Gingerbread People Patterned Paper**

**4 1/4" x 2" Wavy Patterned Paper**

**4" Circle**

**Pink Cardstock (Lightest Shade)**

**4" Circle**

**White Cardstock**



**Kristie's  
Homework  
Guide**

Page 4



# Card 2 Homework


**All Shapes from the Scarf and Hat Set**

**Gingerbread Man (Medium Size)  
Brown Patterned Paper**

**Hat (Medium Size)  
Red Patterned Paper**

**Scarf (Medium Size)  
Red Patterned Paper**

**1 7/8" x 1/2"  
Red Patterned**



**Kristie's  
Homework  
Guide**

Page 5

# Card 2 Homework

**All Shapes from the Scarf and Hat Set**

**Hat Trim and Pom-Pom (Medium Size)**

**White Cardstock**

**2 – Tiny Circles (from the “i” in the Sentiment Die Set)**

**White Cardstock**

**2 – Circles (Medium Size)**


**Black Cardstock**

**Smile (Medium Size)**

**Black Cardstock**

**4 – Squiggles (2 Each of the 2 Medium Sized)**

**Green Patterned Paper**



**Kristie's  
Homework  
Guide**

Page 6

# Card 3 Homework

**Hair Line Squiggle Largest (Dress and Bow Set)**

**Pink Cardstock (Darkest Shade)**

**Dress Squiggle Largest (Dress and Bow Set)**

**Pink Cardstock (Darkest Shade)**

**Sleeve Squiggle Largest (Dress and Bow Set)**

**Pink Cardstock (Darkest Shade)**

**Gingerbread Woman Largest (Dress and Bow Set)**

**Brown Patterned Paper**

**Bow Largest (Dress and Bow Set)**

**Pink Cardstock (Medium Shade)**

**3 – Circles Largest (Scarf and Hat Set)**


**Pink Cardstock (Medium Shade)**

**Smile Largest (Dress and Bow Set)**

**White Cardstock**

**2 – Circles Largest (Dress and Bow Set)**  
**White Cardstock**

**2- Circles Smallest (Dress and Bow Set)**  
**Black Cardstock**



**Kristie's  
Homework  
Guide**

Page 7



# Quick Resources

Click the image to view the supplies that we will be using in the class!

Click the image to watch my homework video.



**Kristie's  
Homework  
Guide**

Page 8